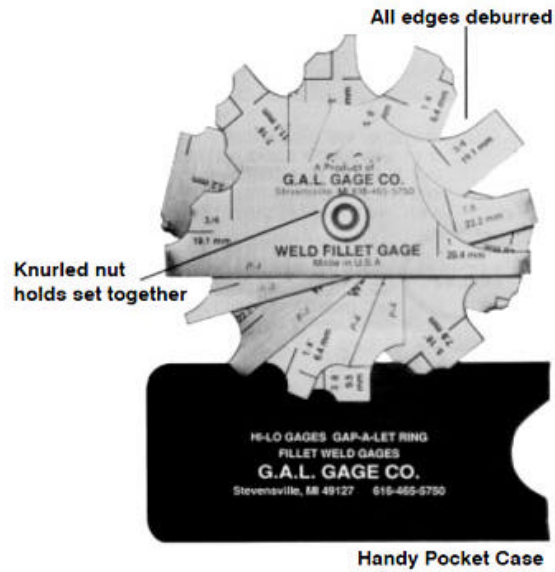


Fillet Weld Gauge

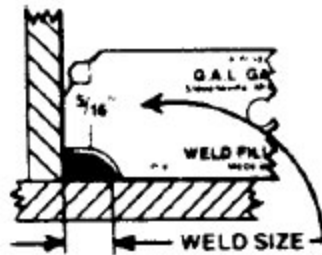
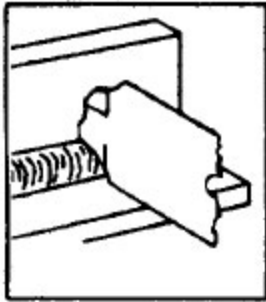
Accuracy Guaranteed New Manufacturing Process Allows This Unsurpassed Accuracy of $\pm .005$

The G.A.L. Fillet Weld Gauge allows fast, accurate measurement of eleven (11) fillet weld sizes: 1/8, 3/16, 1/4, 5/16, 3/8, 7/16, 1/2, 5/8, 3/4, 7/8, and 1", and their metric equivalents, to determine weld sizes, either concave or convex.

Each gauge blade is made of 1-1/4" x 4" cold rolled stainless steel to resist rust and bending. Blades are deburred to remove rough edges. All sizes and numerals are engraved into the surface for easier reading. The set of seven blades comes in a handy 2" x 4 1/2" pocket case weighing only 4 oz.

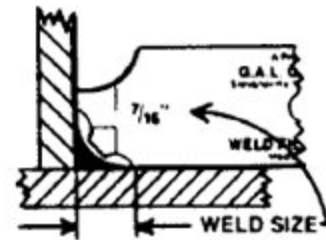


Fillet Weld Gauge is easy to use



Convex Weld

Place single arc edge flush to base material so blade tip touches vertical member if tip touches the vertical member, the weld size is indicated.



Concave Weld

Place double arc edge flush to the base material so the tip touches vertical member. If the tip between the double arc touches the centre of the weld, the weld is the profile desired and is the size indicated.

Part No. Description

GAL-8	Fillet	Weld	Gauge	(07	Pieces)
GAL-8A	Fillet Weld Gauge w/ Markings Both Sides (07 Pieces)				